

Infiniti[®] L Tankless Gas Water Heater With Built-in Recirculation Pump



The Infiniti[®] L Tankless Gas Water Heater Model features:

- **ENERGY STAR[®] Qualified** – Meet or exceed requirements for ENERGY STAR[®] per the latest ENERGY STAR[®] criteria revision, as well as most utility rebate programs.
- **SRT[™] Scale Reduction Technology** – Significantly reduces the incidence of scale build-up known to result in poor performance, additional maintenance, and pre-mature component or product failure.
- **STEADISET[®] Technology** – Virtually eliminates cold water sandwich without the need for an internal buffer tank and circulation.
- **Hot Water Recirculation With Built-in Pump For Maximum Comfort.**
- **Self-Calibrating Fan And Gas Valve** – Simple combustion management system uses self-calibrating sensors to automatically configure air fuel ratio for flue length, gas type, and altitude - without a combustion analyzer.
- **Modulation** – Segmented burner with 22:1 turn down ratio.
- **Top Water Connections** – Top water connections for easy retrofit.
- **Built-in Digital Control** – Temperature can be adjusted on the front control panel (100-140°F) (38°C-60°C). Pre-programmed recirculation schedule can be set.
- **Active Bypass** – Achieves superior temperature stability ($\pm 2^{\circ}\text{F}$) ($\pm 1^{\circ}\text{C}$).
- **External Recirculation Pump Wiring** – Optional external pump control kit provides precise operation of external recirculation pump with built-in pump simultaneously for extended length of recirculation loop.
- **Venting Length Up To 280 ft.** – Direct vent, power vent, and concentric venting terminations approved. PP, PVC, and CPVC approved venting material (refer to I&O manual for details). 2" (51mm) vent up to 60 ft. (18m) and 3" (76mm) vent up to 280 ft. (85m).
- **Gas Connection Flexibility** – 1/2" (13mm), 3/4" (19mm), or 1" (25mm) connections permitted (refer to I&O manual for details).
- **Inlet Water Filter** – External access for easy maintenance.
- **Space Saving Installation** – Compact size for tight installations.
- **Built In Freeze Protection** – Protects unit from freezing. Activates automatically when the water heater is plugged in.
- **Easy LP Gas Field Convertibility** – Purchase of additional kit NOT required to convert from NG to LP.
- **Heat Exchanger** – Primary Copper with Secondary Stainless Steel (316L) heat exchanger helps maximize life and minimize scale build-up.
- **Pressure Relief Valve** – Included (Integral port).
- **Built-in Flush Ports** – For servicing/de-scaling.
- **Flushing Condensate Trap.**
- **Complies with the latest Ultra-Low NO_x requirement (14 ng/J NO_x limit).**
- **Optional Condensate Neutralizer Kit** – p/n A2123601.

FEATURING:



**15-Year Limited Residential Heat Exchanger Warranty.
5-Year Limited Parts Warranty.**

For more information on warranty, please visit www.bradfordwhite.com
For products installed in USA, Canada, and Puerto Rico. Some states do not allow limitations on warranties.
See complete copy of the warranty included with the heater.

Infiniti® L Tankless Water Heater

Infiniti® L Tankless Model

NATURAL GAS AND LIQUID PROPANE GAS

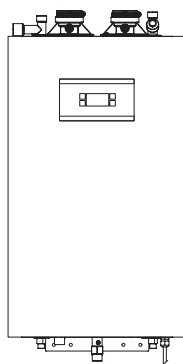
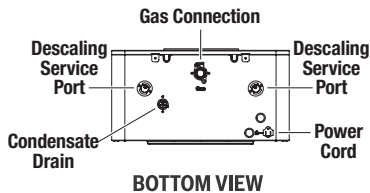
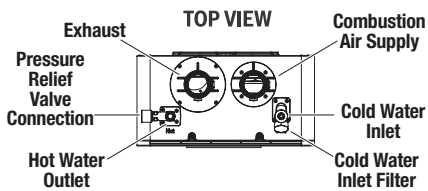
Model Number	Input (BTU/Hr.)		Vent Conn.	GPM Flow Rate at °F Temperature Rise			Uniform Energy Factor	Minimum Water Flow	Maximum Temperature Setting	Approx. Shipping Weight lbs.
	Nat.	LP		45°F	75°F	90°F				
RTG-L-199-N1	9,000 - 199,000	17,000 - 199,000	2	8.7	5.2	4.4	0.96	0.45	140°F	90

Model Number	Input (kW)		Vent Conn.	LPM Flow Rate at °C Temperature Rise			Uniform Energy Factor	Minimum Water Flow	Maximum Temperature Setting	Approx. Shipping Weight kg.
	Nat.	LP		25°C	41.7°C	50°C				
RTG-L-199-N1	2.6 - 58.3	5.0 - 58.3	51	32.9	19.6	16.6	0.96	1.7	60°C	41

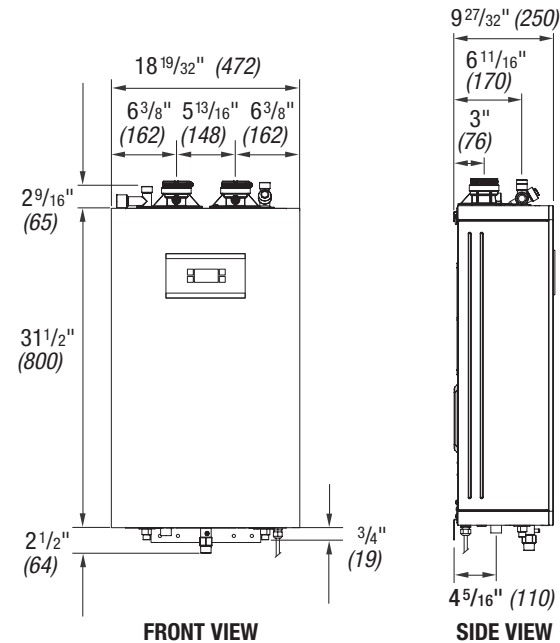
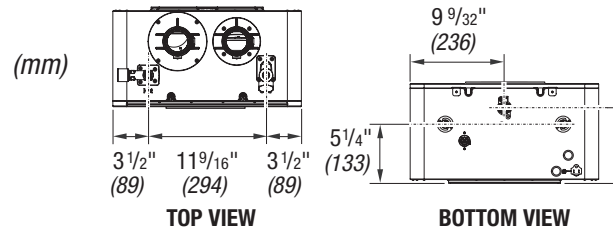
Propane (LP) Model is not available for order from the factory. All Natural Gas products shipped can be converted to Propane (LP) without the purchase of an additional kit.

Requires an electrical power supply from a 120VAC 60Hz., properly rated receptacle and must be properly grounded. Power supply cord provided.

2" (51mm.) Venting	Maximum allowable exhaust vent length	Maximum allowable intake vent length	Combined maximum allowable vent	3" (76mm.) Venting	Maximum allowable exhaust vent length	Maximum allowable intake vent length	Combined maximum allowable vent
Twin pipe	60 ft.	60 ft.	120 ft.	Twin pipe	280 ft.	280 ft.	560 ft.
	18m	18m	37m		85m	85m	171m



FRONT VIEW



General

All potable water connections are 3/4" (19mm) NPT. Gas connections are 3/4" (19mm). Bradford White recommends consulting the Installation and Operations Manual (IOM) for proper gas line sizing based upon the installation specifics.

Dimensions and specifications subject to change without notice in accordance with our policy of continuous product improvement.

Toxic chemicals, such as those used for boiler treatment, shall NEVER be introduced into the potable side of this system. The potable side may NEVER be connected to any existing heating system or component(s) previously used with a non-potable water heating appliance.

Products made by Bradford White are manufactured in the United States using the finest raw materials and components from around the world.

— BRADFORD WHITE IS —



Sales: 800-523-2931 ■ Fax 215-641-1612

24/7 Technical Support: 800-334-3393 ■ Email techserv@bradfordwhite.com

Products made by Bradford White are manufactured in the United States using the finest raw materials and components from around the world.

Built to be the Best®