


## ElectriFLEX LD™ (Light-Duty) Commercial Upright Electric Water Heater



Photo is of  
LE250S3-3

### Bradford White ElectriFLEX LD™ Upright Electric Models Feature:

- **Fully Automatic Thermostat Controls**—Fast acting surface-mount thermostats with a maximum setpoint of 175°F and a high limit energy cut-off (manual reset) for safety.
- **Direct Heat Transfer With Immersed Elements**—Transfers heat directly and efficiently to the water. Screw-in style.
- **Factory-Installed Hydrojet® Total Performance System**—Sediment build-up reducing device that also increases first hour rating of hot water while minimizing temperature build-up in tank.
- **Vitraglas® Lining**—An exclusively engineered enamel formula that provides superior tank protection from the highly corrosive effects of hot water. This formula (Vitraglas®) is fused to the steel surface by firing at a temperature of over 1600°F (871°C).
- **Insulation System**—2" (51mm) Non-CFC foam insulation covers the sides and top of the tank, reducing heat loss. This results in less energy consumption, improved efficiencies, and jacket rigidity.
- **Water Connections**—3/4" (19mm) NPT factory-installed true dielectric fittings extend water heater life and simplify water line connections.
- **Factory-Installed Heat Traps**—Design incorporates a flexible disk that reduces heat loss in piping and eliminates the potential for noise generation.
- **Protective Magnesium Anode Rod**—Provides added protection against corrosion for long-term, trouble-free service.
- **Steel Tank**—Heavy gauge steel automatically formed, rolled, and welded.
- **Field Convertible**—Units are shipped from factory standard Three Phase, Non-Simultaneous and can be converted to Single Phase and/or Simultaneous operation in the field.
- **Field Conversion Kits**—Change voltage and kW in the field (see options on following page).
- **T&P Relief Valve Installed On Top.**



### 3 or 5-Year Limited Tank Warranties / 1-Year Limited Warranty on Component Parts.

For more information on warranty, please visit [www.bradfordwhite.com](http://www.bradfordwhite.com)

For products installed in USA, Canada, and Puerto Rico. Some states do not allow limitations on warranties. See complete copy of the warranty included with the heater.

# Commercial Electric Water Heater

## ElectriFLEX LD™ Upright Models

Model Number	Nominal Gal. Capacity		Recovery at 100°F Rise*		A Floor to Top of Heater	B Jacket Dia.	C Floor to Water Conn.	D Floor to T&P Conn.	J C/L of Water Conn.	M Water Conn. NPT	Approx. Shipping Weight
	U.S. Gal.	Imp. Gal.	U.S. GPH	Imp. GPH	in.	in.	in.	in.	in.	in.	lbs.
LE230S3-3	30	25	18	15	47 <sup>1</sup> / <sub>8</sub>	18	47 <sup>3</sup> / <sub>4</sub>	47 <sup>7</sup> / <sub>16</sub>	8	3/4	85
LE240S3-3	40	33	18	15	47 <sup>5</sup> / <sub>8</sub>	20	48 <sup>3</sup> / <sub>4</sub>	49 <sup>3</sup> / <sub>8</sub>	8	3/4	103
LE250S3-3	50	42	18	15	47 <sup>5</sup> / <sub>8</sub>	22	48 <sup>9</sup> / <sub>16</sub>	49 <sup>1</sup> / <sub>8</sub>	8	3/4	130
LE265T3-3	65	54	18	15	60	22	61	61 <sup>9</sup> / <sub>16</sub>	8	3/4	156
LE280T3-3	80	67	18	15	60	24	61	61 <sup>9</sup> / <sub>16</sub>	8	3/4	183
LE2120T3-3	119	99	18	15	63	28	64 <sup>13</sup> / <sub>16</sub>	62 <sup>5</sup> / <sub>16</sub>	8	1	305

Model Number	Nominal Liter Capacity	Recovery at 56°C Rise*		A Floor to Top of Heater	B Jacket Dia.	C Floor to Water Conn.	D Floor to T&P Conn.	J C/L of Water Conn.	M Water Conn. NPT	Approx. Shipping Weight
		Liters/Hour	mm.	mm.	mm.	mm.	mm.	mm.	mm.	kg.
LE230S3-3	114	68	1197	457	1213	1205	203	19	39	
LE240S3-3	151	68	1210	508	1238	1203	203	19	47	
LE250S3-3	189	68	1210	559	1233	1248	203	19	59	
LE265T3-3	246	68	1524	559	1549	1564	203	19	71	
LE280T3-3	303	68	1524	610	1549	1564	203	19	83	
LE2120T3-3	450	68	1600	711	1646	1583	203	25	138	

If bottom cold water inlet kit is required, order part # 265-52904-00.

\* Based on 4500W/4500W, Non-Simultaneous operation. NSF Kits available when ordering.

Specify wattage and voltage when ordering. Use chart below for maximum wattages at certain voltages

For 5 year models, change suffix "3" to "5".

Wattage Limitations for Non-Simultaneous and Simultaneous Operation	Voltage				
	120V	208V	240V	277V	480V
1500W / 1500W	yes	yes	yes	yes	yes
2000W / 2000W	no	yes	yes	yes	yes
2500W / 2500W	no	yes	yes	yes	yes
3000W / 3000W	no	yes	yes	yes	yes
3500W / 3500W	no	yes	yes	no	no
4000W / 4000W	no	yes	yes	yes	yes
4500W / 4500W	no	yes	yes	yes	yes
5000W / 5000W	no	yes	yes	yes	yes
5500W / 5500W	no	yes	yes	no	no
6000W / 6000W	no	no	yes	yes	yes

Wattage	Recovery ▲ GPH Temperature Rise °F					Recovery ▲ LPH Temperature Rise °C				
	60	80	90	100	120	34	45	50	56	67
1500W	10	8	7	6	5	38	30	26	23	19
2000W	14	10	9	8	7	53	38	34	30	26
2500W	17	13	11	10	9	64	49	42	38	34
3000W	21	15	14	12	10	79	57	53	45	38
3500W	24	18	16	14	12	91	68	61	53	45
4000W	28	21	18	16	14	106	79	68	61	53
4500W	31	23	21	18	15	117	87	79	68	57
5000W	34	26	23	21	17	129	98	87	79	64
5500W	38	29	25	23	19	144	110	95	87	72
6000W	41	31	28	25	21	155	117	106	95	79

### Voltage and Wattage Conversion Kits

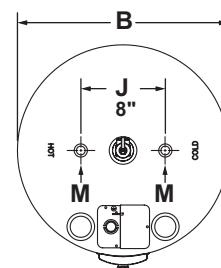
Simultaneous and Non-Simultaneous Wattage	Voltage					
	120V	208V	240V	277V	380V	480V
1500W / 1500W	415-46409-01	415-46409-05	415-46409-13	415-46409-16	415-46409-24	415-46409-32
2000W / 2000W	N/A	415-46409-06	415-46409-05	415-46409-17	415-46409-43	415-46409-33
2500W / 2500W	N/A	415-46409-07	415-46409-06	415-46409-18	415-46409-25	415-46409-34
3000W / 3000W	N/A	415-46409-08	415-46409-14	415-46409-19	415-46409-26	415-46409-35
3500W / 3500W	N/A	415-46409-09	415-46409-07	N/A	415-46409-54	N/A
4000W / 4000W	N/A	415-46409-49	415-46409-08	415-46409-20	415-46409-56	415-46409-36
4500W / 4500W	N/A	415-46409-11	415-46409-09	415-46409-51	415-46409-57	415-46409-59
5000W / 5000W	N/A	415-46409-50	415-46409-15	415-46409-52	415-46409-58	415-46409-38
5500W / 5500W	N/A	415-46409-67	415-46409-49	415-46409-61**	415-46409-63	415-46409-62**
6000W / 6000W	N/A	415-46409-66*	415-46409-68	415-46409-53	415-46409-64	415-46409-60

Note: Chart can be used to determine maximum wattage at certain voltages. Each kit will include two replacement elements, two gaskets, a rating plate overlay and one set of instructions. For water heaters with only one element, please retain the extra element and gasket as a service part. \*415-46409-66 contains only one element. \*\*INCOLLOY® element only.

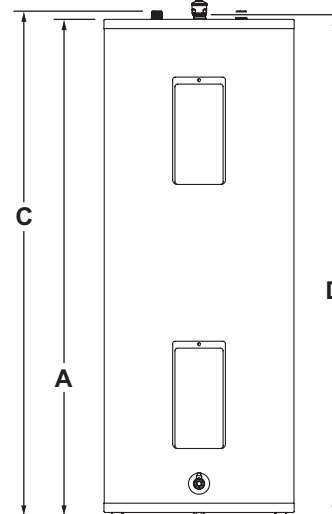
### General:

All models ETL listed. These heaters are wired inter-locking (Non-Simultaneous, Three Phase) 240V with two 4500W elements, unless otherwise specified. All water and electrical connections are 3/4" NPT (19mm), 120 gallon (454L) model has 1" NPT (25mm). All models certified at 300 PSI test pressure (2068 kPa) and 150 PSI working pressure (1034 kPa.)

**Dimensions and specifications subject to change without notice in accordance with our policy of continuous product improvement.**



▲(GPH/LPH based on Non-Simultaneous operation, when Simultaneous operation the GPH/LPH will approximately double.)



**Customer Service / Sales: 1-866-690-0961 / 905-203-0600**  
**24/7 Technical Support: 800-334-3393 ■ Email techserv@bradfordwhite.com**

**Built to be the Best®**